

Cmpsr Instrument Mode

MIDI CC (hold 3 secs + for settings)

MIDI CC

Sustain

Note mode/Chord mode

Chords 7th/9th/11th

Inversions (root/first/second)

Octave -

Octave +



No pad colour



White pad colour



Red pad colour




Blue pad colour




Orange pad colour




Purple pad colour




Octave -2



Octave -1



Octave 0



Octave +1



Octave +2

Cmpsr Settings Page 1

Setting Cmpsr to your
chosen key and scale (maj/min)

Press and hold pad 1
for 3 secs (minimum)
to get into the settings
page




Once in the settings page your
Cmpsr will look like this

Press pad 1 again to
return to the instrument
page, no need to hold
this time!

Velocity / dynamics
On / Off

root note -



MIDI CC
[Please see info here](#)

maj / min scale

root note +


[please refer to quickstart video for further instructions](https://youtu.be/dPLtXBU_DT0)
https://youtu.be/dPLtXBU_DT0

Select your desired key using the bottom two
pads (7+8). Details of key selection on the next
page

Cmpsr Settings Page 2

Setting Cmpsr to your
chosen key and scale (maj/min)

Press and hold pad 1
for 3 secs (minimum)
to get into the settings
page




Once in the settings page your
Cmpsr will look like this

Press pad 1 again to
return to the instrument
page, no need to hold
this time!

Flip orientation

MIDI Channel -



MIDI Channel +



[please refer to quickstart video for further instructions](https://youtu.be/dPLtXBU)
<https://youtu.be/dPLtXBU> DT0

Select your desired key using the bottom two
pads (7+8). Details of key selection on the next
page

MIDI Control Change (CC) Settings

Cycle through MIDI CC values using button 2

